

Machine Techniques

Set A Pretty Table with Poinsettia Too Donna \$95 + supplies

Donna has digitized the wonderful poinsettias in the pattern Poinsettia Too by Wildfire Designs Alaska to help you create a table runner, placemats and napkins to set a pretty table for the holidays. Suitable for machines with a 200 X 200 or larger hoop. Suitable for those with some experience.

**Thurs. & Fri.,
Sept. 26 & 27, 10-4**



Hoopsisters: Feathered Star EmbroidaBlock Of The Month Club Donna: Must Already Be Registered

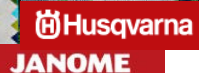
The 2013 Feathered Star EmbroidaBlock Project combines the fun and unique HoopSisters technique with digitized quilting by Sharon Schamber, Master Quilter.

No Classes in June, July & August

4 Sat. Sept. 28, 10-4

5 Sat. Oct. 26, 10-4 Final Class

**Sorry, SOLD OUT
New Dates coming
in September.**



Attention Retreat Lovers!

Designer Diamond & Diamond deLuxe 2-Day Summer Retreat Julie \$115 + supplies

Students will complete a beautiful heirloom style linen table runner using the Husqvarna Cutwork Needles, Design Shaping and the Decorative Stitches on the Designer Diamond or Designer Diamond Deluxe sewing machine.

**Tues. & Wed., July 9 & 10, 2013
10-5 each day**



**Back By
Popular Demand!
Last Chance!**

Designer Diamond & Designer Ruby "Flower Fun Quilt" Julie \$150 + supplies

A three day retreat filled with learning and laughter. Students will use the Flower Fun Embroidery CD from Inspira and the design features of their Designer Diamond Deluxe, Designer Diamond or Designer Ruby to create and embroider several squares to be used to complete a sweet little lap quilt.

The piecing is simple enough for a non-quilter but looks complex enough to satisfy all. Don't need a quilt? Skip the batting and turn your finished project into a gorgeous tablecloth.

**Wed.—Thurs, Aug. 21, 22 & 23, 2013
10-4 each day**



Software Techniques

Machine Embroidery & Software Cafe's

Machine Embroidery Software Café

(More dates to come in September with Donna.)

Julie \$25/session + supplies

Machine Embroidery/Software Café is an informal way to get help with your embroidery or software products. Get help getting started with a project, fixing a mistake, transferring designs to your sewing machine, work on basic computer skills including help with your embroidery software, Internet smarts, e-mail, etc. The number of students per session is limited to ensure everyone gets the help they want. Register early so you will not be disappointed.

Thurs. July 4, 6-9

Thurs. Aug. 15, 6-9

All-Day Machine Embroidery & Software Café

Donna \$46 + supplies

Just for August -- a special all-day Machine Embroidery/Software Café! This popular class is an informal way to get help with your embroidery or software products. Get help getting started with a project, fixing a mistake, transferring designs to your, or work on basic computer skills including help with your embroidery software, Internet smarts, e-mail, etc. The number of students per session is limited to ensure everyone gets the help they want. Register early so you will not be disappointed.

Fri. Aug. 16, 10-4

**Now find Our
Printable Calendar
on our Website and
as an insert inside.**



"Treasure Hunt" Create the Design: 5D Embroidery Extra Design Organization Julie \$25

In the first part of this class we learned how to use our software to locate designs and "Find the Hidden Treasure". In this class we will use the designs that we located to create a new design to embroider. Didn't attend the first class? Don't worry, you will receive a copy the Treasure Locations at the beginning of this class.

Mon. June 10, 1:30-4:30



"Treasure Hunt" Sit & Sew the Design: 5D Embroidery Extra Julie \$25

In the first part of this class we learned how to use our software to locate designs and "Find the Hidden Treasure". This afternoon we will use the designs that we located to create a new design to embroider. This evening we will complete the "Treasure Hunt" by stitching out the design.

Mon. June 10, 6-9




Machine Techniques

Twin Needle Clutch Julie \$25 + supplies

Expand your sewing creativity by working with twin needles and the built in decorative stitches. You will create your own unique fabric then use this fabric and decorative zippers to construct a fully lined clutch bag. No embroidery machines required.

Wed. Sept. 11, 1:30-4:30



**Silhouette
Cutter Save
20%**



Machine Techniques

 **Husqvarna**

FOR DIAMOND OWNERS

Sunday Diamond Girls Clubhouse
Julie \$46/ session + supplies

"Fun with Circles"

Circles are all the rage. Come and learn how to use the brand new circular attachment from Husqvarna. Quilting, table linen, hand bags and more...think of the possibilities.

Sun. June 9

"Yarn Art Embroidery"

Using the fabulous Yarn Art CD from Husqvarna and your *Yarn Couching Feet Set* we can stitch out amazing, free standing designs using yarn. These can be used for clothing, edgings, bags and even to make free standing flowers for brooches. A fun way to use your button and yarn stash.

Sun. July 21

"Decorative Stitch Embroidery Apron"

The Designer Diamond and Diamond Deluxe have beautiful decorative stitches. We will bring those stitches into embroidery and use them to create embroidered fabric to be used as the pocket and bib of a sweet Summer apron. For a finishing touch we will add a ruffle the easy way with the Husqvarna ruffler attachment.

Sun. Aug. 11

"Textured Hoop"

There are some stunning new designs available for use with the Texture Hoop. Use ribbons, yarns and trims to add texture to the background fabric then embroider over top. A great way to add extra personality to pillows, purses, quilts and more.

Sun. Sept. 22

10-4 each date



Master the Basics with Snip & Stitch

We offer a wide array of Machine Technique classes to help you take that Sewing Machine, Serger, or Software to the Next Level.

Check these classes out.

There is something for everyone!

A Place in the Sun —Summer Retreat Donna \$150 + supplies

A Place in the Sun is a light and lively new double-sided quilt from Jenny Haskins. In this three day retreat learn all Jenny's tips and techniques for completing a 4 block table topper using machine embroidered appliqué and quilting all done in the hoop. Cutting lines for blocks and borders are built-in during the embroidery process so blocks and borders will fit together easily using the *Jenny Join!* Minimum hoop size for this project is 200 X 200 mm. Suitable for new owners.

Wed.—Fri., July 24—26, 10-4



SPECIAL PRICE
Pay for 2 get the
3rd day free



Did you know? We offer lessons with each machine purchase. And we are the #1 Premier Dealer of Janome & # 1 Husqvarna Machine Dealer in British Columbia.

Machine Techniques


Elegant Cases for Diamond, Ruby & Topaz Owners Julie \$46 + supplies

A case for everything and everything in a case....your cell phone, tablet, sewing goodies, makeup, gifts for special friends! The uses for these lovely little stitched in the hoop cases are endless.

Sun. July 14, 10-4



 **Husqvarna**



Romance: A Wall Hanging for Machine Embroiderers Donna \$95 + supplies

"Romance" by Jane Spolar is an easy, multi-hooped digitized appliqué project that is perfect for that special gift or to brighten any small corner of your home. Donna has digitized the appliqué elements for all those who register for this class. Use your cutwork needles to quickly and easily cut out the appliqué pieces using your embroidery machine. All digitized designs, positioning templates and instructions are provided as part of

the class fee. For all brands of embroidery machines capable of stitching a minimum hoop size of 200 X 200 mm.

Wed.—Fri. Aug. 7, 8, 9, 10-4

 **Husqvarna**

JANOME

Sunflower Wall Hanging Donna \$46 + supplies

The Sunflower design CD from Lunch Box Quilts is used to create this small wall hanging. Learn how to create dimensional petals and use multi-hooping techniques to create the large overall design. Also learn a unique method for adding a skinny accent strip to the quilt top. This class is suitable for all makes of embroidery machines with a minimum hoop size of 140 X 200 mm.

Sat. Aug. 24, 10-4



Blooming Circles Pillow for Diamond, Ruby, Topaz & Sapphire Owners Julie \$25 + supplies

Make this fun pillow while learning how to use your new circular attachment. As you will find out it does much more than just circles.

Fri. Aug. 30, 1:30-4:30



 **Husqvarna**

A New York Beauty Table Runner: A Silhouette Cameo Machine Embroidery Applique Beginner's Class


Donna \$63 + supplies

This class will help you get going on creating in the hoop machine embroidered appliqué projects using your Silhouette Cameo Cutter to pre-cut all the appliqué pieces. Once you have completed this table runner you will be able to create your own pre-cut appliqué shapes from the book *Give And Take Appliqué*

Thurs. & Fri. Aug. 1 & 2, 10-4

 **Husqvarna**

JANOME



**NEW
TECHNIQUE**

Sincerely Yours: Embroidery Machine Applique Table or Bed Runner

Julie \$75 + supplies

We will use the design CD "Sincerely Yours" from Smith Street Designs to learn how to transfer a design from the CD to your Embroidery machine, do machine embroidered appliqué like a pro then complete a charming table or bed runner.

**Tues. Sept. 3, 10,
Oct. 1 & 8, 6-9**

 **Husqvarna**

Stitches in Bloom: Machine Embroidery Technique of the Month Club

**Donna: Must Already Be
Registered**

**# 8 Thurs. Sept. 5 Final Class
10-4 each day**

**Date
Change**

 **Husqvarna**

JANOME

