

# DEMO's, DEMO's, DEMO's

## Folded Christmas Snowflake DEMO: Quilting Cathy M. \$12.50

Fabric folds get a new look in this unusual centerpiece. Students will be walked through the steps of the pattern, how to fold and place, stitching and finishing with bias binding.

Sun. June 23, 12-3



## Strip Race DEMO Julie \$15

Come and watch the "Race" as we start with a pre-cut package of 2 1/2" strips and in no time at all end up with a finished quilt top. No fancy cutting, no measuring, just fun for all!

Mon. July 8, 1:30-4:30




## Natural Inspirations Leaf Bowl DEMO Julie \$10

A combination of scraps and fat 1/4's, decorative threads, free motion thread painting and machine Satin Stitch are used to create these amazing fabric bowls inspired by nature.

Sat. Sept. 7, 11-1

We now have 3 patterns available to make fabric bowls!

Pumpkins



Poinsettia



Leaves



Fall  
Gathering  
Open House  
DEMO

## Fat Quarter (Not A Noodle) Pillow Case DEMO Julie \$10

For all my pillowcase lovers... this one is so much fun. Instead of needing large pieces of fabric all we need for a pillow case is four fat 1/4's. These are very playful and a great way to use your fat 1/4 collection. Mix them up, match them up, give them as gifts. (Great for charity too!)


Sat. Aug. 10, 10-12



## Crayon Quilts: Make it & Take it DEMO Cathy M. \$12.50

Come and learn how to use your crayon box to make beautiful fusible appliques using the techniques found in Terrie Linn Kyger's book Creative Quilts From Your Crayon Box. Cathy will demo the technique and students will make their own applique to take home with them. Students will feel confident in making projects from the book afterwards.

Mon. Aug. 12, 6-9



# DEMO's, DEMO's, DEMO's

## Summer Fun Open House Demo's



## Get Hooked: Crochet Fabric Rugs DEMO: Fabric Julie \$10

Crochet rugs make an easy portable project. No sewing machine is required but you still get the pleasure of working with fabric. Use leftover fabric for a scrappy look or new fabric for a more planned look. Either way your rugs will be beautiful.

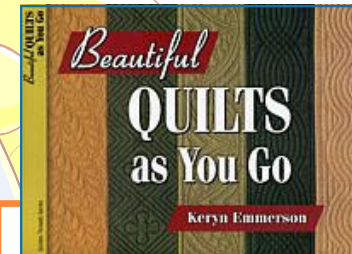
Fri. June 14, 6-8



## Dresden Ruler DEMO: Quilting Cathy M. \$10

Come and see how versatile the Dresden ruler can be. Cathy will show how to use it for the Dresden Flower Patch Quilt as well as show other samples.

Sat. June 15, 10-12



## Quilt As You Go DEMO: Quilting Cathy M. \$10

Looking for ways to handle larger projects under your machine? Come see some of the ways to Quilt As You Go. We will discuss Georgia Bonesteel's Lap Quilting method, reversible quilt method, fusible batting tape, decorative stitch joining, how to join rows with a covering tape on back, and sew and flip quilt as you go.

Sat. June 15, 1-3

It's All in The Bag

## All in the Bag DEMO: Trace and Create Hobo Cathy M. \$10

Ever wondered how a template could help you make a purse? Come see how to use Nancy Zieman's bag templates in the demo. This hobo bag can be made from fat quarters or feature one favorite fabric. Cathy will show the steps and tricks to complete the bag.

Tues. June 25, 6-8



## All In The Bag DEMO: Breezy Weave Bag Cathy M. \$10

In this demo Cathy will walk through all the steps it takes to make The Breezy Weave Bag by Aunties Two Patterns. Techniques covered will be sewing bali strips together to make fabric tubes, inserting the interfacing, weaving the bag, making the gussets and pockets, magnetic snaps, handles, and finishing.

Fri. July 5, 6-9

